

DANGEROUS POISON

KEEP OUT OF REACH OF CHILDREN

CAN KILL IF SWALLOWED

DO NOT PUT IN DRINK BOTTLES

KEEP LOCKED UP

READ SAFETY DIRECTIONS BEFORE OPENING OR USING

 OzCrop

Paraquat 360 SL

HERBICIDE




ACTIVE CONSTITUENT: 360 g/L PARAQUAT
present as PARAQUAT DICHLORIDE

GROUP **L** HERBICIDE

For the control of a wide range of grasses and broadleaf weeds as specified in the Directions for Use Table.

CONTENTS:

1L - 1000L

	UN NO.: 3016, CORROSIVE LIQUID, TOXIC, N.O.S. (PARAQUAT DICHLORIDE) PACKAGING GROUP III HAZCHEM 2X	
		
BATCH NO.		
DATE OF MANUFACTURE:		

OzCrop Pty Ltd

ABN 16 160 656 431

Suite G13/25 Solent Circuit, Norwest,

NSW 2153

Tel: 02 8123 0170 • Fax: 02 8123 0171

Email: enquiries@ozcrop.com.au

www.ozcrop.com.au

DIRECTIONS FOR USE

Restrains:

DO NOT add wetter unless spraying at high volume. Where OZCROP PARAQUAT 360 HERBICIDE is mixed with water at less than 280 mL/100 L of water, add 100 mL of 1000 g/L agricultural wetting agent per 100 L of spray.

DO NOT spray plants which are waterlogged, under stress of any kind or covered with soil or dust.

DO NOT spray plants covered with heavy dew, but rain following spraying will not affect results.

DO NOT sow or cultivate for 1 hour after spraying but operations should commence within 7 days.

For Ground Application only - Do not use through aircraft, boomless jets or misting machines (except for banana plantations) or hand-held ultra low volume controlled droplet applicators (CDA units).

Crop Use or Situation	Weeds Controlled	State	Rate/ha	Critical Comments
Aid to Cultivation to minimise cultivation and prepare a clean bed for sowing.	Annual grass and broadleaf weed control.	Qld, NSW, Vic, SA, Tas, NT, ACT only	835 mL to 1.1 L	Where cultivation follows spraying, it may commence one hour after spraying but should be completed within 7 days. Where heavy weed growth is present at spraying a better seedbed will result if cultivation is delayed 3-5 days. Use the higher rates for dense, more mature weed stands. Wild oats must have at least two leaves. Where diquat is used the lower OZCROP PARAQUAT 360 HERBICIDE rate should be sufficient to control dense mature weeds. Pasture: Remains of old pasture should be reduced by continuous heavy grazing. Remove stock 3-5 days before spraying to allow to freshen up.
	Early autumn sowing.		1.1 to 1.67 L	
	Wild oats at 2-5 leaf stage in autumn / winter.	Qld, Vic, SA, Tas, NT only	420 to 560 mL	
	Winter, spring and early summer sowing.	NSW, ACT only	420 mL	
Rice	Annual grass and broadleaf weed control.	Qld, NSW, NT only	1.1 L	Pre-sowing.
			560 mL	Post- sowing, pre-crop emergence.
Wild Oat control in Spring Fallows	Wild oats at 2 to 5 leaf stage.	Qld, NSW, NT, ACT only	835 mL to 1.4 L	Use higher rate for summer growth. Avoid spraying under hot, dry conditions. Best results will be obtained when spraying is carried out in the late evening.
Kikuyu / Paspalum Pasture	To suppress growth to oversow winter seed.	Qld, NSW, ACT only	1.1 L OR 1.67 L	Use the high rate for February spraying and the low rate in March.
Selective Weed Control Autumn / early Winter - annual and perennial clover	Annual grass and some broadleaf weed control except Paterson's Curse, Sorrel, Dock, Shepherd's Purse and some thistles.	All States	420 to 835 mL	Use the higher rates for dense weed stands.
			835 mL to 1.1 L	
Late winter/ early spring - Annual clovers - Perennial clovers - Cocksfoot - Perennial ryegrass - Phalaris - Demeter fescue only	For control of these weeds alternative methods such as the spray-graze technique with 2, 4-D or MCPA should be considered.	Qld, NSW, Vic, SA, Tas, NT, ACT only	1.1 L OR 1.67 L	Use the higher rate in winter/early spring when barley grass is present. All applications: Graze pastures continuously after the seasonal break to a height of 2-4 cm. Remove stock 2-3 days before spraying to allow weeds to freshen up. Do not apply until clover has reached the 6 leaf stage. Do not spray clovers, which are affected by insect attack, disease or moisture stress. Do not use on clover pastures growing in water repellent sands or other situations subject to moisture stress at or immediately following treatment. Poor recovery of the clover will result. Mixed pastures will be scorched initially but should show good recovery and beneficial changes in composition following spring rainfall and growth. Use the lower rate for cocksfoot and perennial ryegrass and the higher rate for Phalaris and Demeter fescue. The perennial grasses must be at least 12 months old at spraying. DO NOT APPLY TO MEDICS
			Yorkshire Fog Grass	

Crop Use or Situation	Weeds Controlled	State	Rate/ha	Critical Comments
Lucerne Autumn/ early winter	Annual grass and some broadleaf weeds.	Qld, Vic, SA, WA, Tas, NT only	835 mL to 1.1 L	Use the higher rates for dense weed stands. Do not spray Lucerne stands under 12 months old. For residual weed control or if Paterson's Curse, Shepherd's Purse and some other broadleaf weeds are present add diuron (900g/kg) at 1.1 kg or 1.9 kg. If mintweed is present is present use atrazine (900g/kg) at 600g/ha. WARNING - In certain areas, an uncommon species of barley grass (<i>H. glaucum</i> - common species of barley grass is <i>H. leporinum</i>) resistant to paraquat based products has become established. It may regrow after an initial scorch by OZCROP PARAQUAT 360 HERBICIDE. Where this problem is suspected use fluazifop-p for grass weed control. If OZCROP PARAQUAT 360 HERBICIDE has been applied use fluazifop-p at 1L/ha after regrowth but before heading.
		NSW only	835 mL	
		Qld, Vic, SA, WA, Tas, NT only	1.1 L OR 1.67 L	
		NSW, ACT only	835 mL	
Perennial Grass Seed Crops Cocksfoot, perennial ryegrass, Phalaris and Demeter Fescue only	Annual grass and some broadleaf weeds.	All States	420 to 835 mL	Use the low rate for Cocksfoot and perennial ryegrass and the higher rate for Phalaris and Demeter Fescue. Spray about 4 weeks after a full weed germination following the autumn break. The perennial grasses must be at least 12 months old at spraying.
Spray topping to reduce seed set Chickpeas Faba beans Field peas Lentils Lupins Vetch	Annual ryegrass	NSW, Vic, SA, WA, ACT only	280 mL OR 560 mL	As an aid in managing annual ryegrass resistance. For use on escapes from a previous herbicide application in the current crop. Spray the crop when the ryegrass is at the optimum stage, that is when the last ryegrass seed heads at the bottom of the plant have emerged and the majority are at or just past flowering (with anthers present or glumes open) but before having off is evident - usually October to November. Use of the higher rate in these crops is usually more reliable and gives a greater reduction in seed set. Reduction in crop yield may occur especially if the crop is less advanced relative to the ryegrass that is if crops have a majority of green immature pods. The higher rate may also increase any yield reduction. In practice crop losses in excess of 25% may occur. Apply by ground boom only in 50-100L/ha. Spray with a calibrated boom spray raised to give double overlap at the level of the ryegrass seed heads. Pressures of 250-350 kPa and use of 110015 or 02 nozzles or equivalent will aid coverage.
Spray topping to reduce seed set Pastures	Grasses generally (particularly annual ryegrass).	All States	280 mL	Heavily graze paddocks during spring flush to encourage even head development. Remove stock 2-3 weeks before the anticipated maturity date of the target species. However, if this is not feasible through lack of stock it is preferable to allow the pasture to mature ungrazed. Delay spraying until the last seed-heads at the bottom of the plant have emerged and initial signs of haying off appear. Spray with a calibrated boom spray raised to give double overlap at the level of the seed heads.
	Barley grass			Manage paddocks as above. Spray after head emergence but when all seed heads are green and there is no sign of haying off. Inspect paddocks before returning stock. Provided spraying was carried out before hardening seeds are present harrow to knock seed from the heads. Do not introduce lambs into paddock until safe from risk of seed injury. If seasonal conditions favour regeneration, stock should be returned to selectively graze new shoots. Spray with a calibrated boom spray raised to give double overlap at the level of the seed heads.
	Saffron thistle	NSW, SA, ACT only	Spray after the plant begins to run to head until flowering.	

Crop Use or Situation	Weeds Controlled	State	Rate/ha	Critical Comments
Prevention of annual ryegrass toxicity	Spray top - graze to destroy seed heads.	WA only	280 mL	Grazing management as for spray topping above. Remove stock 3-4 weeks before anticipated maturity date. Spray must be applied within 10 days after emergence of the first ryegrass seed heads. To ensure adequate control of toxin development, heavy continuous grazing is essential from 1 day after spraying until the pasture has completely hayed off. The required stocking rate will vary but must be sufficient to keep all regrowth after spraying completely eaten off to prevent further growth producing new seed heads, which could become toxic.
Hay Freezing	Maximum retention of protein in standing dry feed.	All States	560 mL	Graze paddocks as for spray topping above. Remove 3-4 weeks before the anticipated maturity date. Apply prior to commencement of haying off regardless of the grass species involved. Spray with a calibrated boom spray raised to give double overlap at the level of the seed heads.
General Weed control				
Bananas	Annual weed control	Qld, NSW, NT only	70 mL/100L Misters 6 mL/L (a)	Apply soon after emergence and before weeds reach 15cm in height. Use spraying pressures less than 240kPa. Avoid chemical contact with roots and peepers near the pseudo stem. Repeat sprays as required.
Hops	Annual grasses	Vic, Tas, only	835 ml to 1.1 L (a) plus 1.1 kg/ha simazine (900g/kg) and/or 520mL to 970 ml/ha diquat	Apply as a directed inter-row spray prior to crop emergence from winter dormancy, using a minimum of 360L/ha spray volume to ensure good and even coverage of weeds.
Orchards and Vineyards	Annual weed control	Qld, Vic, SA, WA, Tas, NT only	1.1 to 2.25 L per sprayed ha (a) (b) see below	Spray as necessary for control of annual weeds. Avoid contacting crop foliage. OZCROP PARAQUAT 360 HERBICIDE will not harm trees or vines with mature brown bark if this alone is sprayed. Use the higher rate for dense weed growth.
		NSW only	1.18 L per sprayed ha (a) (b) see below	If fat hen <i>Chenopodium album</i> or <i>Portulaca</i> spp. are present and OZCROP PARAQUAT 360 HERBICIDE rate is less than the ratio 800mL/100L add 120mL 1000g/L agricultural wetting agent per 100L of spray mix.
Peanuts Post-emergence (in-crop)	<i>Datura</i> spp. (2-4 leaf)	Qld, NT only	280 mL	Spray peanuts up to 7-8 leaf stage but before majority of plants flowering. Foliage will be scorched following application but plants recover rapidly. Apply in 200-360L/ha for thorough coverage of weed foliage. A dense canopy of weeds may reduce weed control due to shielding. Add 60mL 1000g/L agricultural wetting agent per 100L of spray mix.
	Annual ground cherry (2-3 leaf) Apple-of-Peru (2-4 leaf) Milkweed (2-3 leaf)		420 mL	
	Stagger weed (2-3 leaf) Blue heliotrope (2-3 leaf) Wandering Jew (2-3 leaf) Anoda weed (2-4 leaf)		560 mL	
	Bellvine (2-3 leaf) Common morning glory (2 leaf)		700 mL	
Potatoes	General weed control (in-crop)	All States	835 mL to 1.1 L (a)	Spray at early crop emergence (no later than 25% emergence of potato shoots). Use the higher rate for dense weed growth.
	Pre-harvest weed control		1944mL (a)	Spray about one week before digging and after tops have died down.

Crop Use or Situation	Weeds Controlled	State	Rate/ha	Critical Comments
Row Crops, Vegetables and Market Gardens	Pre-planting and pre-crop emergence	All States	835 mL to 1.1 L OR 140mL/100L (a) (b) see below	To control weeds in seedbeds. Treat no less than three days before sowing or before crop emergence. Use the lower rate for early autumn applications.
	Post-emergence inter-row weed control			Apply after crop seedlings have emerged or when transplanted crops are established. Direct the spray so that it does not touch the crop. Use shielded nozzles.
	Seedling weeds		Seedling weeds - use the lower rate for early autumn applications.	
	Older weeds		1.67 L OR 280 mL/100L (a)	More mature stages of weed growth.
Sugar Cane (Plant and ratoon)	Grass and some broadleaf weeds	Qld, NSW, NT only	835 to 1.1 L per sprayed ha (b)	Apply as a broadcast spray over-the-top of plant cane up to the 3-4 leaf stage. Cane foliage will be scorched but new leaves will appear in 7-10 days. Between the 3 to 4 leaf stage and the formation of the true stem use a directed, interspace spray with droppers and/or shields or leaf deflectors to avoid excessive spray drift onto cane foliage while spraying up to the cane bases. Use coarse nozzles such as flood jets (reflex nozzles) and pressure of 100-200kPa. After the formation of the true stem, which is resistant to OZCROP PARAQUAT 360 HERBICIDE, droppers can be raised to overlap the spray pattern to give weed control in the stool. Use the higher rate for dense more mature weeds. OZCROP PARAQUAT 360 HERBICIDE can be mixed with atrazine (900g/kg) to give residual weed control when used as a blanket or directed spray (refer to atrazine label for specific rates). It may also be mixed with diuron (900g/kg) at label rates. To enhance activity of OZCROP PARAQUAT 360 HERBICIDE under favourable growing conditions and in open sunny conditions add diuron (900g/kg) at the label rates.
Non-Agricultural situations, around sheds, roadways, paths	Annual weed control	All States	1.1 to 2.8 L/ha OR 140mL/100L (a) (b) see below	Spray to thoroughly wet weed growth. OZCROP PARAQUAT 360 HERBICIDE can be combined with soil residual herbicides diuron (900g/kg), simazine (900g/kg) or atrazine (900g/kg) to give rapid knockdown and prolonged weed control. Use the higher rate for dense weed growth.
	Columbus grass	NSW only	Spot spraying 110mL/100L plus 700 mL flupropanate (745g/L) Boomspray 1.63 L to 3.13 L/ha plus 12 to 22L flupropanate (745g/L)	
Firebreaks	Knock down weed growth to eliminate fire hazard or assist firebreak burn	All States	1.1 to 2.78 L	Apply mid-winter to early summer. Use the higher rate for dense weed growth. After desiccation is complete the sprayed area may be burnt (normally 7-10 days after spraying). OZCROP PARAQUAT 360 HERBICIDE can be combined with soil residual herbicides atrazine (900g/kg), diuron (900g/kg) or simazine (900g/kg) to give rapid knockdown and prolonged weed control.

(a) Capeweed or Erodium spp. present: Add diquat (200g/L) at 750 mL to 1.5 L/ha (125 mL to 250 mL/100L for high volume spraying). Use higher rate for plants more than 10 cm diameter.

(b) If OZCROP PARAQUAT 360 HERBICIDE SL Herbicide rate is less than the ratio 280 mL/100L add 100 mL of 1000g/L agricultural wetting agent per 100L of spray mix.

NOT TO BE USED FOR ANY PURPOSE, OR IN ANY MANNER, CONTRARY TO THIS LABEL UNLESS AUTHORISED UNDER APPROPRIATE LEGISLATION.

DO NOT USE THIS PRODUCT IN THE HOME GARDEN.

Withholding Periods:

DO NOT GRAZE OR CUT SPRAYED VEGETATION FOR STOCK FOOD FOR AT LEAST 1 DAY, OR GRAZE HORSES FOR 7 DAYS AFTER APPLICATION.

REMOVE STOCK FROM TREATED AREAS 3 DAYS BEFORE SLAUGHTER.

CHICK PEAS, FABA BEANS, FIELD PEAS, LENTILS, LUPINS, VETCH: DO NOT HARVEST FOR 14 DAYS AFTER APPLICATION.

PLEASE NOTE EXTRA WETTER REQUIREMENTS FOR HIGH VOLUME SPRAYING.

GENERAL INSTRUCTIONS:

MIXING

Add the required quantity of product to water in the spray tank and agitate to give even mixing. Agitate again if left standing.

WETTING AGENT

This product contains a wetting agent and additional wetter is not required unless high volume spraying results in excessive dilution of wetter content. This will occur when product rates fall below 280 mL per 100 L of spray. Under such circumstances wetter should be added at the rate of 100 mL 1000 g/L agricultural wetting agent per 100 L of spray mix.

Where Fat Hen or Portulaca are present in orchard or vineyard situations, extra wetter should be used when this product rate is less than 560 mL per 100 L. Add wetter at double the above recommendations. DO NOT use alkaline or anionic wetting agents.

CLEAN WATER

Mix this product with clean water only. Water should be clean and free from clay, silt and algae. Providing it meets this requirement, saline water, water collected from roofs, bore water, dam water and water from creeks may be used.

APPLICATION

Cereals and Broadacre Spraying

Use only through a properly calibrated boom spray which should be fitted with flat fan jets and adjusted to a height to give at least double overlap of the spray at the top of the weeds being sprayed. Spraying pressures should be in the range of 200-300 kPa. Speed of travel should be in the range of 6-15 km/hr. It is essential that a good marking system be used. If a disc marker is used, it must be mounted so as to turn the soil back onto the area sprayed. It is essential to obtain good leaf coverage with the spray and volumes of dilute spray must be adjusted according to density of weed growth. 100 L/ha may be used for seedlings or well grazed weeds up to 2 cm high. For plant height 2-5 cm use 150 L/ha and up to 6-10 cm use 200 L/ha. Spray volumes may be as low as 50 L/ha (30 L/ha in WA) for weed growth below 5 cm high, or for spray topping and hay freezing. Equipment must be appropriate to this volume, properly calibrated and fitted with spraying tips designed to give droplets in the 200-250 μ m Volume Median Diameter range.

HIGH VOLUME APPLICATION

Higher volumes will generally be required to give good coverage of weed growth in situations other than those specified under cereals and other broadacre crops. Wash spray equipment with clean water immediately after use. This product is highly corrosive to Page 3 of 4 metals, particularly galvanised iron and aluminium and should not be left for long periods in tanks or equipment made of these materials. For Ground Application only - Do not use through aircraft, boomless jets or misting machines (except for banana plantations) or hand-held ultra low volume controlled droplet applicators (CDA units).

COMPATIBILITY

This product combines satisfactorily with the soil active herbicides atrazine (900 g/kg), diuron (900 g/kg) and simazine 900 g/kg where prolonged weed control is required as well as a quick knockdown. This product is compatible with various agricultural wetting agents, diquat, diquat+paraquat, dicamba, dicamba + MCPA, MCPA Amine (no more than 1L per 560 mL OZCROP PARAQUAT 360 HERBICIDE, chlorsulfuron, tri-allate and trifluralin.

SPRAYING CONDITIONS

Avoid spraying plants under stress from waterlogging, frost, drought, etc. or covered with dust and soil. Results will be better if application is made in dull weather or at the end of the day. Light rain following spraying will not affect results. Avoid drift into neighbouring crops.

RESISTANCE WARNING

OZCROP PARAQUAT 360 HERBICIDE is a member of the bipyridyl group of herbicides.

GROUP L HERBICIDE

OZCROP PARAQUAT 360 HERBICIDE has the inhibitor of photosynthesis at photosystem 1 mode of action. For weed resistance management, OZCROP PARAQUAT 360 HERBICIDE is a Group L herbicide. Some naturally occurring weed biotypes resistant to OZCROP PARAQUAT 360 HERBICIDE and other Group L herbicides may exist through normal genetic variability in any weed population. The resistant individuals can eventually dominate the weed population if these herbicides are used repeatedly. These resistant weeds will not be controlled by OZCROP PARAQUAT 360 HERBICIDE or other Group L herbicides. Since the occurrence of resistant weeds is difficult to detect prior to use OzCrop Pty Ltd Ltd accepts no liability for any losses that may result from the failure of OZCROP PARAQUAT 360 HERBICIDE to control resistant weeds.

This product kills annual grasses and most annual broadleaf weeds (excluding Capeweed) in specified situations and should not be used for any other purpose. Quickly kills green plant tissue on contact. Is immediately inactivated in the soil. The principle of selective weed control with this product is that annual weeds are killed but perennial plants and clovers recover after an initial scorch. The control of annual weeds by spraying with this product will allow the desirable perennial species to thicken up at the expense of the weeds. Moisture and fertility should not be limiting at praying and the proportion of desirable species must be great enough for them to fill in the areas previously occupied by weeds. Long term weed control can be obtained following the quick knockdown given by this product if it is combined with soil residual chemicals.

PROTECTION OF CROPS, NATIVE AND OTHER NON-TARGET PLANTS

DO NOT apply under weather conditions or from spraying equipment that may cause spray to drift onto susceptible plants/crops, cropping lands or pastures. This formulation should not be applied on or near water which is used for irrigation purposes.

PROTECTION OF LIVESTOCK

Domestic pets and poultry – keep away from treated areas. This formulation should not be applied on or near water which is used for livestock watering.

PROTECTION OF WILDLIFE, FISH, CRUSTACEANS AND ENVIRONMENT

DO NOT contaminate streams, rivers or waterways with the chemical or used containers. This formulation should not be applied on or near water which is used for human consumption, livestock watering or irrigation purposes or water used for commercial or recreational fishing.

STORAGE AND DISPOSAL

(1-5, 20, 200L ONLY)

Store in the closed, original container in a dry, cool, well-ventilated locked room or place away from children, animals, food, feedstuffs, seed and fertilisers. DO NOT store for prolonged periods in direct sunlight. Triple or (preferably) pressure rinse containers before disposal. Add rinsings to spray tank. DO NOT dispose of undiluted chemicals on-site. If recycling, replace cap and return clean containers to recycler or designated collection point. If not recycling, break, crush, or puncture and bury empty containers in a local authority landfill. If an approved waste management facility is not available bury the empty packaging 500 mm below the surface in a disposal pit specifically marked and set up for this purpose clear of waterways, desirable vegetation and tree roots, in compliance with relevant Local, State or Territory government regulations. Empty containers and product should not be burnt.

For Refillable Containers (100, 110L and 1000L)

Store in the closed, original container in a dry, cool, well-ventilated locked room or place away from children, animals, food, feedstuffs, seed and fertilisers. Do not store for prolonged periods in direct sunlight. Empty contents fully into application equipment. Close all valves and return to point of supply for refill or storage.

SAFETY DIRECTIONS

Very dangerous, particularly the concentrate. Product is poisonous if swallowed. Will irritate the nose, throat and skin. Attacks eyes. Protect eyes while using. Avoid contact with eyes, skin and clothing. When opening the container and preparing for use, wear elbow-length PVC gloves, face shield or goggles. If product on skin, immediately wash area with soap and water. If clothing becomes contaminated with product, remove clothing immediately. If product in eyes, wash it out immediately with water. Avoid contact with spray mist. DO NOT inhale spray mist. After use and before eating, drinking or smoking, wash hands, arms and face thoroughly with soap and water. After each day's use, wash gloves and face shield or goggles and contaminated clothing.

SAFE WORK AUSTRALIA:

May be corrosive to metals.

Toxic in contact with skin.

Fatal if inhaled.

Causes damage to organs through prolonged or repeated exposure.

Very toxic to aquatic life with long lasting effects.

Do not eat, drink or smoke when using this product.

Use only outdoors or in a well-ventilated area.

Keep only in original container.

Avoid release to the environment.

IF SWALLOWED: Rinse mouth. Do NOT induce vomiting.

IF INHALED: Remove victim to fresh air and keep at rest in a position comfortable for breathing.

Absorb spillage to prevent material damage.

Collect spillage



OzCrop Pty Ltd ABN 16 160 656 431
Suite G13/25 Solent Circuit, Norwest, NSW 2153
Tel: 02 8123 0170 • Fax: 02 8123 0171
Email: enquiries@ozcrop.com.au

visit our website www.ozcrop.com.au

SPRAY APPLICATION

DO NOT work in spray mist. DO NOT continue to use if skin irritation or nose bleed occurs. This may be caused by exposure to spray mist as the result of incorrect use of equipment or adverse climatic conditions. Stop and review handling and spraying techniques before further spraying. If symptoms persist seek medical advice. When using misting machines for weed control in banana plantations, cut back to run at half throttle, thus preventing the production of fine droplets, the inhalation of which may be dangerous. When using misting machines in banana plantations or where there is a risk of exposure to spray mist wear waterproof footwear and waterproof protective clothing, impervious gauntlet length gloves (rubber or PVC), goggles and a face mask and respirator covering nose and mouth and capable of filtering spray droplets. A high efficiency type particulate respirator is recommended, but in any event use a respirator which complies with the requirements of AS1716 (Standards Australia). Further advice on safety equipment should be obtained from a safety equipment manufacturer. Avoid contacting vegetation wet with spray, but if necessary to do so wear waterproof footwear and waterproof protective clothing and gloves.

FIRST AID

If poisoning occurs, get to a doctor or hospital quickly. If in eyes, hold eyes open, flood with water for at least 15 minutes and see a doctor.

SDS

Additional information is listed in the safety data sheet (SDS). A safety data sheet for Paraquat 360 SL Herbicide is available from OzCrop on request. Call Customer Service on (07) 3198 4930.

CONDITIONS OF SALE: The use of OzCrop Paraquat 360 SL Herbicide being beyond the control of the manufacturer, no warranty expressed or implied is given by OzCrop Pty Ltd, regarding its suitability, fitness or efficiency for any purpose for which it is used by the buyer, whether in accordance with the directions or not and OzCrop Pty Ltd accepts no responsibility for any consequence whatsoever from the use of this product.

* Other trademarks

