



OzCrop Diuron 900 WG

OzCrop

Chemwatch: 5316-39

Version No: 6.1

Safety Data Sheet according to WHS Regulations (Hazardous Chemicals) Amendment 2020 and ADG requirements

Chemwatch Hazard Alert Code: 3

Issue Date: 03/09/2020

Print Date: 23/09/2022

S.GHS.AUS.EN.E

SECTION 1 Identification of the substance / mixture and of the company / undertaking

Product Identifier

| | |
|-------------------------------|--|
| Product name | OzCrop Diuron 900 WG |
| Chemical Name | Not Applicable |
| Synonyms | Not Available |
| Proper shipping name | ENVIRONMENTALLY HAZARDOUS SUBSTANCE, SOLID, N.O.S. (contains diuron) |
| Chemical formula | Not Applicable |
| Other means of identification | Not Available |

Relevant identified uses of the substance or mixture and uses advised against

| | |
|--------------------------|---|
| Relevant identified uses | Agricultural herbicide for use as described on the product label. |
|--------------------------|---|

Details of the manufacturer or supplier of the safety data sheet

| | |
|-------------------------|---|
| Registered company name | OzCrop |
| Address | G13/25 Solent Circuit Norwest NSW 2153 Australia |
| Telephone | +61 2 8123 0170 |
| Fax | +61 2 8123 0171 |
| Website | http://www.ozcrop.com.au |
| Email | orders@ozcrop.com.au |

Emergency telephone number

| | |
|-----------------------------------|--|
| Association / Organisation | In Transport Emergency DIAL 000 |
| Emergency telephone numbers | 1800 033 111 (24 hours - Australia wide) |
| Other emergency telephone numbers | Not Available |

SECTION 2 Hazards identification

Classification of the substance or mixture

| | |
|--------------------|--|
| Poisons Schedule | Not Applicable |
| Classification [1] | Serious Eye Damage/Eye Irritation Category 2A, Carcinogenicity Category 2, Reproductive Toxicity Category 2, Specific Target Organ Toxicity - Repeated Exposure Category 2, Hazardous to the Aquatic Environment Long-Term Hazard Category 1, Acute Toxicity (Oral) Category 4 |
| Legend: | 1. Classified by Chemwatch; 2. Classification drawn from HCIS; 3. Classification drawn from Regulation (EU) No 1272/2008 - Annex VI |

Label elements

| | |
|---------------------|---------|
| Hazard pictogram(s) | |
| Signal word | Warning |

Hazard statement(s)

| | |
|--------|--|
| H319 | Causes serious eye irritation. |
| H351 | Suspected of causing cancer. |
| H361fd | Suspected of damaging fertility. Suspected of damaging the unborn child. |
| H373 | May cause damage to organs through prolonged or repeated exposure. |
| H410 | Very toxic to aquatic life with long lasting effects. |
| H302 | Harmful if swallowed. |

Precautionary statement(s) Prevention

| | |
|-------------|--|
| P201 | Obtain special instructions before use. |
| P260 | Do not breathe dust/fume. |
| P280 | Wear protective gloves, protective clothing, eye protection and face protection. |
| P264 | Wash all exposed external body areas thoroughly after handling. |
| P270 | Do not eat, drink or smoke when using this product. |
| P273 | Avoid release to the environment. |

Precautionary statement(s) Response

| | |
|-----------------------|--|
| P308+P313 | IF exposed or concerned: Get medical advice/ attention. |
| P305+P351+P338 | IF IN EYES: Rinse cautiously with water for several minutes. Remove contact lenses, if present and easy to do. Continue rinsing. |
| P314 | Get medical advice/attention if you feel unwell. |
| P337+P313 | If eye irritation persists: Get medical advice/attention. |
| P391 | Collect spillage. |
| P301+P312 | IF SWALLOWED: Call a POISON CENTER/doctor/physician/first aider if you feel unwell. |
| P330 | Rinse mouth. |

Precautionary statement(s) Storage

| | |
|-------------|------------------|
| P405 | Store locked up. |
|-------------|------------------|

Precautionary statement(s) Disposal

| | |
|-------------|--|
| P501 | Dispose of contents/container to authorised hazardous or special waste collection point in accordance with any local regulation. |
|-------------|--|

SECTION 3 Composition / information on ingredients**Substances**

See section below for composition of Mixtures

Mixtures

| CAS No | %[weight] | Name |
|----------------|--|--|
| 330-54-1 | 90 | diuron |
| Not Available | | (900g/kg) |
| Not Available | balance | Ingredients determined not to be hazardous |
| Legend: | 1. Classified by Chemwatch; 2. Classification drawn from HCIS; 3. Classification drawn from Regulation (EU) No 1272/2008 - Annex VI; 4. Classification drawn from C&L; * EU IOELVs available | |

SECTION 4 First aid measures**Description of first aid measures**

| | |
|---------------------|---|
| Eye Contact | <p>If this product comes in contact with the eyes:</p> <ul style="list-style-type: none"> Wash out immediately with fresh running water. Ensure complete irrigation of the eye by keeping eyelids apart and away from eye and moving the eyelids by occasionally lifting the upper and lower lids. Seek medical attention without delay; if pain persists or recurs seek medical attention. Removal of contact lenses after an eye injury should only be undertaken by skilled personnel. |
| Skin Contact | <p>If skin or hair contact occurs:</p> <ul style="list-style-type: none"> Flush skin and hair with running water (and soap if available). Seek medical attention in event of irritation. |
| Inhalation | <ul style="list-style-type: none"> If fumes, aerosols or combustion products are inhaled remove from contaminated area. Other measures are usually unnecessary. |
| Ingestion | <ul style="list-style-type: none"> IF SWALLOWED, REFER FOR MEDICAL ATTENTION, WHERE POSSIBLE, WITHOUT DELAY. For advice, contact a Poisons Information Centre or a doctor. Urgent hospital treatment is likely to be needed. In the mean time, qualified first-aid personnel should treat the patient following observation and employing supportive measures as indicated by the patient's condition. If the services of a medical officer or medical doctor are readily available, the patient should be placed in his/her care and a copy of the SDS should be provided. Further action will be the responsibility of the medical specialist. If medical attention is not available on the worksite or surroundings send the patient to a hospital together with a copy of the SDS. <p>Where medical attention is not immediately available or where the patient is more than 15 minutes from a hospital or unless instructed otherwise:</p> <ul style="list-style-type: none"> INDUCE vomiting with fingers down the back of the throat, ONLY IF CONSCIOUS. Lean patient forward or place on left side (head-down position, if possible) to maintain open airway and prevent aspiration. <p>NOTE: Wear a protective glove when inducing vomiting by mechanical means.</p> |

Indication of any immediate medical attention and special treatment needed

for diuron:

- Symptomatic and supportive action is indicated.

- ▶ Methaemoglobinaemia is possible
- ▶ if compound is hydrolysed in vivo to aniline.
- ▶ Methaemoglobinaemia causes cyanosis. Reversion of methaemoglobin to haemoglobin is spontaneous after removal from exposure, so moderate degrees of cyanosis need be treated only by supportive measures such as bed rest and oxygen inhalation.
- ▶ Thorough cleansing of the entire contaminated area of the body, including the scalp and nails is of the utmost importance.

The material may induce methaemoglobinaemia following exposure.

- ▶ Initial attention should be directed at oxygen delivery and assisted ventilation if necessary. Hyperbaric oxygen has not demonstrated substantial benefits.
- ▶ Hypotension should respond to Trendelenburg's position and intravenous fluids; otherwise dopamine may be needed.
- ▶ Symptomatic patients with methaemoglobin levels over 30% should receive methylene blue. (Cyanosis, alone, is not an indication for treatment). The usual dose is 1-2 mg/kg of a 1% solution (10 mg/ml) IV over 50 minutes; repeat, using the same dose, if symptoms of hypoxia fail to subside within 1 hour.
- ▶ Thorough cleansing of the entire contaminated area of the body, including the scalp and nails, is of utmost importance.

BIOLOGICAL EXPOSURE INDEX - BEI

These represent the determinants observed in specimens collected from a healthy worker exposed at the Exposure Standard (ES or TLV):

| Determinant | Index | Sampling Time | Comment |
|----------------------------|---------------------|------------------------|-----------|
| 1. Methaemoglobin in blood | 1.5% of haemoglobin | During or end of shift | B, NS, SQ |

B: Background levels occur in specimens collected from subjects **NOT** exposed

NS: Non-specific determinant; also observed after exposure to other materials

SQ: Semi-quantitative determinant - Interpretation may be ambiguous; should be used as a screening test or confirmatory test.

SECTION 5 Firefighting measures

Extinguishing media

- ▶ Foam.
- ▶ Dry chemical powder.
- ▶ BCF (where regulations permit).
- ▶ Carbon dioxide.
- ▶ Water spray or fog - Large fires only.

Special hazards arising from the substrate or mixture

| | |
|-----------------------------|--|
| Fire Incompatibility | ▶ Avoid contamination with oxidising agents i.e. nitrates, oxidising acids, chlorine bleaches, pool chlorine etc. as ignition may result |
|-----------------------------|--|

Advice for firefighters

| | |
|------------------------------|--|
| Fire Fighting | <ul style="list-style-type: none"> ▶ Alert Fire Brigade and tell them location and nature of hazard. ▶ Wear breathing apparatus plus protective gloves. ▶ Prevent, by any means available, spillage from entering drains or water courses. ▶ Use water delivered as a fine spray to control fire and cool adjacent area. ▶ DO NOT approach containers suspected to be hot. ▶ Cool fire exposed containers with water spray from a protected location. ▶ If safe to do so, remove containers from path of fire. ▶ Equipment should be thoroughly decontaminated after use. |
| Fire/Explosion Hazard | <ul style="list-style-type: none"> ▶ Combustible solid which burns but propagates flame with difficulty; it is estimated that most organic dusts are combustible (circa 70%) - according to the circumstances under which the combustion process occurs, such materials may cause fires and / or dust explosions. ▶ Organic powders when finely divided over a range of concentrations regardless of particulate size or shape and suspended in air or some other oxidizing medium may form explosive dust-air mixtures and result in a fire or dust explosion (including secondary explosions). ▶ Avoid generating dust, particularly clouds of dust in a confined or unventilated space as dusts may form an explosive mixture with air, and any source of ignition, i.e. flame or spark, will cause fire or explosion. Dust clouds generated by the fine grinding of the solid are a particular hazard; accumulations of fine dust (420 micron or less) may burn rapidly and fiercely if ignited - particles exceeding this limit will generally not form flammable dust clouds; once initiated, however, larger particles up to 1400 microns diameter will contribute to the propagation of an explosion. ▶ In the same way as gases and vapours, dusts in the form of a cloud are only ignitable over a range of concentrations; in principle, the concepts of lower explosive limit (LEL) and upper explosive limit (UEL) are applicable to dust clouds but only the LEL is of practical use; - this is because of the inherent difficulty of achieving homogeneous dust clouds at high temperatures (for dusts the LEL is often called the "Minimum Explosible Concentration", MEC). ▶ When processed with flammable liquids/vapors/mists, ignitable (hybrid) mixtures may be formed with combustible dusts. Ignitable mixtures will increase the rate of explosion pressure rise and the Minimum Ignition Energy (the minimum amount of energy required to ignite dust clouds - MIE) will be lower than the pure dust in air mixture. The Lower Explosive Limit (LEL) of the vapour/dust mixture will be lower than the individual LELs for the vapors/mists or dusts. ▶ A dust explosion may release of large quantities of gaseous products; this in turn creates a subsequent pressure rise of explosive force capable of damaging plant and buildings and injuring people. ▶ Usually the initial or primary explosion takes place in a confined space such as plant or machinery, and can be of sufficient force to damage or rupture the plant. If the shock wave from the primary explosion enters the surrounding area, it will disturb any settled dust layers, forming a second dust cloud, and often initiate a much larger secondary explosion. All large scale explosions have resulted from chain reactions of this type. ▶ Dry dust can be charged electrostatically by turbulence, pneumatic transport, pouring, in exhaust ducts and during transport. ▶ Build-up of electrostatic charge may be prevented by bonding and grounding. ▶ Powder handling equipment such as dust collectors, dryers and mills may require additional protection measures such as explosion venting. ▶ All movable parts coming in contact with this material should have a speed of less than 1-meter/sec. ▶ A sudden release of statically charged materials from storage or process equipment, particularly at elevated temperatures and/ or pressure, may result in ignition especially in the absence of an apparent ignition source. ▶ One important effect of the particulate nature of powders is that the surface area and surface structure (and often moisture content) can vary widely from sample to sample, depending of how the powder was manufactured and handled; this means that it is virtually impossible to use flammability data published in the literature for dusts (in contrast to that published for gases and vapours). ▶ Autoignition temperatures are often quoted for dust clouds (minimum ignition temperature (MIT)) and dust layers (layer ignition temperature (LIT)); LIT generally falls as the thickness of the layer increases. <p>Combustion products include: carbon monoxide (CO) carbon dioxide (CO₂) hydrogen chloride phosgene nitrogen oxides (NO_x) other pyrolysis products typical of burning organic material.</p> |
| HAZCHEM | 2Z |

SECTION 6 Accidental release measures

Personal precautions, protective equipment and emergency procedures

See section 8

Environmental precautions

See section 12

Methods and material for containment and cleaning up

| | |
|---------------------|--|
| Minor Spills | <ul style="list-style-type: none"> ▶ Clean up waste regularly and abnormal spills immediately. ▶ Avoid breathing dust and contact with skin and eyes. ▶ Wear protective clothing, gloves, safety glasses and dust respirator. ▶ Use dry clean up procedures and avoid generating dust. ▶ Vacuum up or sweep up. NOTE: Vacuum cleaner must be fitted with an exhaust micro filter (HEPA type) (consider explosion-proof machines designed to be grounded during storage and use). ▶ Dampen with water to prevent dusting before sweeping. ▶ Place in suitable containers for disposal. <p>Environmental hazard - contain spillage.</p> |
| Major Spills | <p>Environmental hazard - contain spillage. Moderate hazard.</p> <ul style="list-style-type: none"> ▶ CAUTION: Advise personnel in area. ▶ Alert Emergency Services and tell them location and nature of hazard. ▶ Control personal contact by wearing protective clothing. ▶ Prevent, by any means available, spillage from entering drains or water courses. ▶ Recover product wherever possible. ▶ IF DRY: Use dry clean up procedures and avoid generating dust. Collect residues and place in sealed plastic bags or other containers for disposal. IF WET: Vacuum/shovel up and place in labelled containers for disposal. ▶ ALWAYS: Wash area down with large amounts of water and prevent runoff into drains. ▶ If contamination of drains or waterways occurs, advise Emergency Services. |

Personal Protective Equipment advice is contained in Section 8 of the SDS.

SECTION 7 Handling and storage

Precautions for safe handling

| | |
|--------------------------|--|
| Safe handling | <ul style="list-style-type: none"> ▶ Avoid all personal contact, including inhalation. ▶ Wear protective clothing when risk of exposure occurs. ▶ Use in a well-ventilated area. ▶ Prevent concentration in hollows and sumps. ▶ DO NOT enter confined spaces until atmosphere has been checked. ▶ DO NOT allow material to contact humans, exposed food or food utensils. ▶ Avoid contact with incompatible materials. ▶ When handling, DO NOT eat, drink or smoke. ▶ Keep containers securely sealed when not in use. ▶ Avoid physical damage to containers. ▶ Always wash hands with soap and water after handling. ▶ Work clothes should be laundered separately. Launder contaminated clothing before re-use. ▶ Use good occupational work practice. ▶ Observe manufacturer's storage and handling recommendations contained within this SDS. ▶ Atmosphere should be regularly checked against established exposure standards to ensure safe working conditions are maintained. ▶ Organic powders when finely divided over a range of concentrations regardless of particulate size or shape and suspended in air or some other oxidizing medium may form explosive dust-air mixtures and result in a fire or dust explosion (including secondary explosions) ▶ Minimise airborne dust and eliminate all ignition sources. Keep away from heat, hot surfaces, sparks, and flame. ▶ Establish good housekeeping practices. ▶ Remove dust accumulations on a regular basis by vacuuming or gentle sweeping to avoid creating dust clouds. ▶ Use continuous suction at points of dust generation to capture and minimise the accumulation of dusts. Particular attention should be given to overhead and hidden horizontal surfaces to minimise the probability of a "secondary" explosion. According to NFPA Standard 654, dust layers 1/32 in.(0.8 mm) thick can be sufficient to warrant immediate cleaning of the area. ▶ Do not use air hoses for cleaning. ▶ Minimise dry sweeping to avoid generation of dust clouds. Vacuum dust-accumulating surfaces and remove to a chemical disposal area. Vacuums with explosion-proof motors should be used. ▶ Control sources of static electricity. Dusts or their packages may accumulate static charges, and static discharge can be a source of ignition. ▶ Solids handling systems must be designed in accordance with applicable standards (e.g. NFPA including 654 and 77) and other national guidance. ▶ Do not empty directly into flammable solvents or in the presence of flammable vapors. ▶ The operator, the packaging container and all equipment must be grounded with electrical bonding and grounding systems. Plastic bags and plastics cannot be grounded, and antistatic bags do not completely protect against development of static charges. <p>Empty containers may contain residual dust which has the potential to accumulate following settling. Such dusts may explode in the presence of an appropriate ignition source.</p> <ul style="list-style-type: none"> ▶ Do NOT cut, drill, grind or weld such containers. ▶ In addition ensure such activity is not performed near full, partially empty or empty containers without appropriate workplace safety authorisation or permit. |
| Other information | <ul style="list-style-type: none"> ▶ Store in original containers. ▶ Keep containers securely sealed. ▶ Store in a cool, dry area protected from environmental extremes. ▶ Store away from incompatible materials and foodstuff containers. ▶ Protect containers against physical damage and check regularly for leaks. ▶ Observe manufacturer's storage and handling recommendations contained within this SDS. <p>For major quantities:</p> <ul style="list-style-type: none"> ▶ Consider storage in bunded areas - ensure storage areas are isolated from sources of community water (including stormwater, ground water, lakes and streams). |

OzCrop Diuron 900 WG

- ▶ Ensure that accidental discharge to air or water is the subject of a contingency disaster management plan; this may require consultation with local authorities.

Conditions for safe storage, including any incompatibilities

| | |
|-------------------------|--|
| Suitable container | <ul style="list-style-type: none"> ▶ Polyethylene or polypropylene container. ▶ Check all containers are clearly labelled and free from leaks. |
| Storage incompatibility | <ul style="list-style-type: none"> ▶ Segregate from alcohol, water. ▶ Avoid reaction with oxidising agents |

SECTION 8 Exposure controls / personal protection

Control parameters

Occupational Exposure Limits (OEL)

INGREDIENT DATA


| Source | Ingredient | Material name | TWA | STEL | Peak | Notes |
|------------------------------|------------|---------------|----------|---------------|---------------|---------------|
| Australia Exposure Standards | diuron | Diuron | 10 mg/m3 | Not Available | Not Available | Not Available |

Emergency Limits

| Ingredient | TEEL-1 | TEEL-2 | TEEL-3 |
|----------------------|---------------|---------------|---------------|
| OzCrop Diuron 900 WG | Not Available | Not Available | Not Available |

| Ingredient | Original IDLH | Revised IDLH |
|------------|---------------|---------------|
| diuron | Not Available | Not Available |

Exposure controls

| Appropriate engineering controls | <p>Engineering controls are used to remove a hazard or place a barrier between the worker and the hazard. Well-designed engineering controls can be highly effective in protecting workers and will typically be independent of worker interactions to provide this high level of protection. The basic types of engineering controls are:</p> <p>Process controls which involve changing the way a job activity or process is done to reduce the risk.</p> <p>Enclosure and/or isolation of emission source which keeps a selected hazard "physically" away from the worker and ventilation that strategically "adds" and "removes" air in the work environment. Ventilation can remove or dilute an air contaminant if designed properly. The design of a ventilation system must match the particular process and chemical or contaminant in use.</p> <p>Employers may need to use multiple types of controls to prevent employee overexposure.</p> <ul style="list-style-type: none"> ▶ Local exhaust ventilation is required where solids are handled as powders or crystals; even when particulates are relatively large, a certain proportion will be powdered by mutual friction. ▶ Exhaust ventilation should be designed to prevent accumulation and recirculation of particulates in the workplace. ▶ If in spite of local exhaust an adverse concentration of the substance in air could occur, respiratory protection should be considered. Such protection might consist of: <ul style="list-style-type: none"> (a): particle dust respirators, if necessary, combined with an absorption cartridge; (b): filter respirators with absorption cartridge or canister of the right type; (c): fresh-air hoods or masks <ul style="list-style-type: none"> ▶ Build-up of electrostatic charge on the dust particle, may be prevented by bonding and grounding. ▶ Powder handling equipment such as dust collectors, dryers and mills may require additional protection measures such as explosion venting. <p>Air contaminants generated in the workplace possess varying "escape" velocities which, in turn, determine the "capture velocities" of fresh circulating air required to efficiently remove the contaminant.</p> <table border="1"> <thead> <tr> <th>Type of Contaminant:</th> <th>Air Speed:</th> </tr> </thead> <tbody> <tr> <td>direct spray, spray painting in shallow booths, drum filling, conveyer loading, crusher dusts, gas discharge (active generation into zone of rapid air motion)</td> <td>1-2.5 m/s (200-500 ft/min)</td> </tr> <tr> <td>grinding, abrasive blasting, tumbling, high speed wheel generated dusts (released at high initial velocity into zone of very high rapid air motion).</td> <td>2.5-10 m/s (500-2000 ft/min)</td> </tr> </tbody> </table> <p>Within each range the appropriate value depends on:</p> <table border="1"> <thead> <tr> <th>Lower end of the range</th> <th>Upper end of the range</th> </tr> </thead> <tbody> <tr> <td>1: Room air currents minimal or favourable to capture</td> <td>1: Disturbing room air currents</td> </tr> <tr> <td>2: Contaminants of low toxicity or of nuisance value only</td> <td>2: Contaminants of high toxicity</td> </tr> <tr> <td>3: Intermittent, low production.</td> <td>3: High production, heavy use</td> </tr> <tr> <td>4: Large hood or large air mass in motion</td> <td>4: Small hood-local control only</td> </tr> </tbody> </table> <p>Simple theory shows that air velocity falls rapidly with distance away from the opening of a simple extraction pipe. Velocity generally decreases with the square of distance from the extraction point (in simple cases). Therefore the air speed at the extraction point should be adjusted, accordingly, after reference to distance from the contaminating source. The air velocity at the extraction fan, for example, should be a minimum of 4-10 m/s (800-2000 ft/min) for extraction of crusher dusts generated 2 metres distant from the extraction point. Other mechanical considerations, producing performance deficits within the extraction apparatus, make it essential that theoretical air velocities are multiplied by factors of 10 or more when extraction systems are installed or used.</p> | Type of Contaminant: | Air Speed: | direct spray, spray painting in shallow booths, drum filling, conveyer loading, crusher dusts, gas discharge (active generation into zone of rapid air motion) | 1-2.5 m/s (200-500 ft/min) | grinding, abrasive blasting, tumbling, high speed wheel generated dusts (released at high initial velocity into zone of very high rapid air motion). | 2.5-10 m/s (500-2000 ft/min) | Lower end of the range | Upper end of the range | 1: Room air currents minimal or favourable to capture | 1: Disturbing room air currents | 2: Contaminants of low toxicity or of nuisance value only | 2: Contaminants of high toxicity | 3: Intermittent, low production. | 3: High production, heavy use | 4: Large hood or large air mass in motion | 4: Small hood-local control only |
|--|--|----------------------|------------|--|----------------------------|--|------------------------------|------------------------|------------------------|---|---------------------------------|---|----------------------------------|----------------------------------|-------------------------------|---|----------------------------------|
| | Type of Contaminant: | Air Speed: | | | | | | | | | | | | | | | |
| direct spray, spray painting in shallow booths, drum filling, conveyer loading, crusher dusts, gas discharge (active generation into zone of rapid air motion) | 1-2.5 m/s (200-500 ft/min) | | | | | | | | | | | | | | | | |
| grinding, abrasive blasting, tumbling, high speed wheel generated dusts (released at high initial velocity into zone of very high rapid air motion). | 2.5-10 m/s (500-2000 ft/min) | | | | | | | | | | | | | | | | |
| Lower end of the range | Upper end of the range | | | | | | | | | | | | | | | | |
| 1: Room air currents minimal or favourable to capture | 1: Disturbing room air currents | | | | | | | | | | | | | | | | |
| 2: Contaminants of low toxicity or of nuisance value only | 2: Contaminants of high toxicity | | | | | | | | | | | | | | | | |
| 3: Intermittent, low production. | 3: High production, heavy use | | | | | | | | | | | | | | | | |
| 4: Large hood or large air mass in motion | 4: Small hood-local control only | | | | | | | | | | | | | | | | |
| Personal protection |  | | | | | | | | | | | | | | | | |
| Eye and face protection | <ul style="list-style-type: none"> ▶ Safety glasses with side shields ▶ Chemical goggles. ▶ Contact lenses may pose a special hazard; soft contact lenses may absorb and concentrate irritants. A written policy document, describing the wearing of lenses or restrictions on use, should be created for each workplace or task. This should include a review of lens absorption and adsorption for the class of chemicals in use and an account of injury experience. Medical and first-aid personnel should be trained in their removal and suitable equipment should be readily available. In the event of chemical exposure, begin eye irrigation immediately and | | | | | | | | | | | | | | | | |

| | |
|------------------------------|--|
| | remove contact lens as soon as practicable. Lens should be removed at the first signs of eye redness or irritation - lens should be removed in a clean environment only after workers have washed hands thoroughly. [CDC NIOSH Current Intelligence Bulletin 59], [AS/NZS 1336 or national equivalent] |
| Skin protection | See Hand protection below |
| Hands/feet protection | <p>The selection of suitable gloves does not only depend on the material, but also on further marks of quality which vary from manufacturer to manufacturer. Where the chemical is a preparation of several substances, the resistance of the glove material can not be calculated in advance and has therefore to be checked prior to the application.</p> <p>The exact break through time for substances has to be obtained from the manufacturer of the protective gloves and has to be observed when making a final choice.</p> <p>Personal hygiene is a key element of effective hand care. Gloves must only be worn on clean hands. After using gloves, hands should be washed and dried thoroughly. Application of a non-perfumed moisturiser is recommended.</p> <p>Suitability and durability of glove type is dependent on usage. Important factors in the selection of gloves include:</p> <ul style="list-style-type: none"> · frequency and duration of contact, · chemical resistance of glove material, · glove thickness and · dexterity <p>Select gloves tested to a relevant standard (e.g. Europe EN 374, US F739, AS/NZS 2161.1 or national equivalent).</p> <ul style="list-style-type: none"> · When prolonged or frequently repeated contact may occur, a glove with a protection class of 5 or higher (breakthrough time greater than 240 minutes according to EN 374, AS/NZS 2161.10.1 or national equivalent) is recommended. · When only brief contact is expected, a glove with a protection class of 3 or higher (breakthrough time greater than 60 minutes according to EN 374, AS/NZS 2161.10.1 or national equivalent) is recommended. · Some glove polymer types are less affected by movement and this should be taken into account when considering gloves for long-term use. · Contaminated gloves should be replaced. <p>As defined in ASTM F-739-96 in any application, gloves are rated as:</p> <ul style="list-style-type: none"> · Excellent when breakthrough time > 480 min · Good when breakthrough time > 20 min · Fair when breakthrough time < 20 min · Poor when glove material degrades <p>For general applications, gloves with a thickness typically greater than 0.35 mm, are recommended.</p> <p>It should be emphasised that glove thickness is not necessarily a good predictor of glove resistance to a specific chemical, as the permeation efficiency of the glove will be dependent on the exact composition of the glove material. Therefore, glove selection should also be based on consideration of the task requirements and knowledge of breakthrough times.</p> <p>Glove thickness may also vary depending on the glove manufacturer, the glove type and the glove model. Therefore, the manufacturers technical data should always be taken into account to ensure selection of the most appropriate glove for the task.</p> <p>Note: Depending on the activity being conducted, gloves of varying thickness may be required for specific tasks. For example:</p> <ul style="list-style-type: none"> · Thinner gloves (down to 0.1 mm or less) may be required where a high degree of manual dexterity is needed. However, these gloves are only likely to give short duration protection and would normally be just for single use applications, then disposed of. · Thicker gloves (up to 3 mm or more) may be required where there is a mechanical (as well as a chemical) risk i.e. where there is abrasion or puncture potential <p>Gloves must only be worn on clean hands. After using gloves, hands should be washed and dried thoroughly. Application of a non-perfumed moisturiser is recommended.</p> <p>Experience indicates that the following polymers are suitable as glove materials for protection against undissolved, dry solids, where abrasive particles are not present.</p> <ul style="list-style-type: none"> ▸ polychloroprene. ▸ nitrile rubber. ▸ butyl rubber. ▸ fluorocautchouc. ▸ polyvinyl chloride. <p>Gloves should be examined for wear and/ or degradation constantly.</p> |
| Body protection | See Other protection below |
| Other protection | <ul style="list-style-type: none"> ▸ Overalls. ▸ P.V.C apron. ▸ Barrier cream. ▸ Skin cleansing cream. ▸ Eye wash unit. |

Respiratory protection

Particulate. (AS/NZS 1716 & 1715, EN 143:2000 & 149:001, ANSI Z88 or national equivalent)

| Required Minimum Protection Factor | Half-Face Respirator | Full-Face Respirator | Powered Air Respirator |
|------------------------------------|----------------------|----------------------|------------------------|
| up to 10 x ES | P1 Air-line* | - - | PAPR-P1 - |
| up to 50 x ES | Air-line** | P2 | PAPR-P2 |
| up to 100 x ES | - | P3 Air-line* | - |
| 100+ x ES | - | Air-line** | PAPR-P3 |

* - Negative pressure demand ** - Continuous flow

A(All classes) = Organic vapours, B AUS or B1 = Acid gasses, B2 = Acid gas or hydrogen cyanide(HCN), B3 = Acid gas or hydrogen cyanide(HCN), E = Sulfur dioxide(SO₂), G = Agricultural chemicals, K = Ammonia(NH₃), Hg = Mercury, NO = Oxides of nitrogen, MB = Methyl bromide, AX = Low boiling point organic compounds(below 65 degC)

- Respirators may be necessary when engineering and administrative controls do not adequately prevent exposures.
- The decision to use respiratory protection should be based on professional judgment that takes into account toxicity information, exposure measurement data, and frequency and likelihood of the worker's exposure - ensure users are not subject to high thermal loads which may result in heat stress or distress due to personal protective equipment (powered, positive flow, full face apparatus may be an option).
- Published occupational exposure limits, where they exist, will assist in determining the adequacy of the selected respiratory protection. These may be government mandated or vendor recommended.
- Certified respirators will be useful for protecting workers from inhalation of particulates when properly selected and fit tested as part of a complete respiratory protection program.
- Where protection from nuisance levels of dusts are desired, use type N95 (US) or type P1 (EN143) dust masks. Use respirators and components tested and approved under appropriate government standards such as NIOSH (US) or CEN (EU)
- Use approved positive flow mask if significant quantities of dust becomes airborne.
- Try to avoid creating dust conditions.

OzCrop Diuron 900 WG

SECTION 9 Physical and chemical properties

Information on basic physical and chemical properties

| | | | |
|---|---|--|----------------|
| Appearance | Granulated solid with no odour; insoluble in water. | | |
| Physical state | Divided Solid | Relative density (Water = 1) | Not Available |
| Odour | Not Available | Partition coefficient n-octanol / water | Not Available |
| Odour threshold | Not Available | Auto-ignition temperature (°C) | Not Available |
| pH (as supplied) | Not Applicable | Decomposition temperature (°C) | Not Available |
| Melting point / freezing point (°C) | *158-159 (diuron) | Viscosity (cSt) | Not Applicable |
| Initial boiling point and boiling range (°C) | Not Applicable | Molecular weight (g/mol) | Not Applicable |
| Flash point (°C) | Not Available | Taste | Not Available |
| Evaporation rate | Not Available | Explosive properties | Not Available |
| Flammability | Not Available | Oxidising properties | Not Available |
| Upper Explosive Limit (%) | Not Available | Surface Tension (dyn/cm or mN/m) | Not Applicable |
| Lower Explosive Limit (%) | Not Available | Volatile Component (%vol) | Negligible |
| Vapour pressure (kPa) | Negligible | Gas group | Not Available |
| Solubility in water | Immiscible | pH as a solution (Not Available%) | Not Applicable |
| Vapour density (Air = 1) | Not Available | VOC g/L | Not Available |

SECTION 10 Stability and reactivity

| | |
|---|--|
| Reactivity | See section 7 |
| Chemical stability | <ul style="list-style-type: none"> ▶ Unstable in the presence of incompatible materials. ▶ Product is considered stable. ▶ Hazardous polymerisation will not occur. |
| Possibility of hazardous reactions | See section 7 |
| Conditions to avoid | See section 7 |
| Incompatible materials | See section 7 |
| Hazardous decomposition products | See section 5 |

SECTION 11 Toxicological information

Information on toxicological effects

| | |
|---------------------|---|
| Inhaled | <p>The material is not thought to produce either adverse health effects or irritation of the respiratory tract following inhalation (as classified by EC Directives using animal models). Nevertheless, adverse systemic effects have been produced following exposure of animals by at least one other route and good hygiene practice requires that exposure be kept to a minimum and that suitable control measures be used in an occupational setting.</p> <p>Persons with impaired respiratory function, airway diseases and conditions such as emphysema or chronic bronchitis, may incur further disability if excessive concentrations of particulate are inhaled.</p> <p>If prior damage to the circulatory or nervous systems has occurred or if kidney damage has been sustained, proper screenings should be conducted on individuals who may be exposed to further risk if handling and use of the material result in excessive exposures.</p> |
| Ingestion | <p>Accidental ingestion of the material may be harmful; animal experiments indicate that ingestion of less than 150 gram may be fatal or may produce serious damage to the health of the individual.</p> <p>The substance and/or its metabolites may bind to haemoglobin inhibiting normal uptake of oxygen. This condition, known as "methaemoglobinemia", is a form of oxygen starvation (anoxia).</p> <p>Symptoms include cyanosis (a bluish discolouration skin and mucous membranes) and breathing difficulties. Symptoms may not be evident until several hours after exposure.</p> <p>At about 15% concentration of blood methaemoglobin there is observable cyanosis of the lips, nose and earlobes. Symptoms may be absent although euphoria, flushed face and headache are commonly experienced. At 25-40%, cyanosis is marked but little disability occurs other than that produced on physical exertion. At 40-60%, symptoms include weakness, dizziness, lightheadedness, increasingly severe headache, ataxia, rapid shallow respiration, drowsiness, nausea, vomiting, confusion, lethargy and stupor. Above 60% symptoms include dyspnea, respiratory depression, tachycardia or bradycardia, and convulsions. Levels exceeding 70% may be fatal.</p> |
| Skin Contact | <p>Skin contact is not thought to produce harmful health effects (as classified under EC Directives using animal models). Systemic harm, however, has been identified following exposure of animals by at least one other route and the material may still produce health damage following entry through wounds, lesions or abrasions.</p> <p>Open cuts, abraded or irritated skin should not be exposed to this material</p> <p>Entry into the blood-stream, through, for example, cuts, abrasions or lesions, may produce systemic injury with harmful effects. Examine the skin prior to the use of the material and ensure that any external damage is suitably protected.</p> |
| Eye | <p>Although the material is not thought to be an irritant (as classified by EC Directives), direct contact with the eye may cause transient discomfort characterised by tearing or conjunctival redness (as with windburn). Slight abrasive damage may also result.</p> |
| Chronic | <p>There has been concern that this material can cause cancer or mutations, but there is not enough data to make an assessment.</p> <p>Harmful: danger of serious damage to health by prolonged exposure if swallowed.</p> <p>This material can cause serious damage if one is exposed to it for long periods. It can be assumed that it contains a substance which can produce severe defects.</p> |

OzCrop Diuron 900 WG

| | | |
|----------------------|--|--|
| | Long term exposure to high dust concentrations may cause changes in lung function i.e. pneumoconiosis, caused by particles less than 0.5 micron penetrating and remaining in the lung. Chronic effects of exposure to diuron may include skin irritation, abnormal pigmentation, growth retardation, blurring of vision, abnormal liver, spleen and thyroid effects; red blood cell destruction, or reduction of the blood's oxygen carrying capacity causing bluish discolouration and breathlessness. | |
| OzCrop Diuron 900 WG | TOXICITY | IRRITATION |
| | Not Available | Not Available |
| diuron | TOXICITY | IRRITATION |
| | dermal (rat) LD50: >2000 mg/kg ^[1] | Eye: no adverse effect observed (not irritating) ^[1] |
| | Inhalation(Rat) LC50; >5.05 mg/l4h ^[1] | Skin: no adverse effect observed (not irritating) ^[1] |
| | Oral (Rat) LD50: 1017 mg/kg ^[2] | |
| Legend: | 1. Value obtained from Europe ECHA Registered Substances - Acute toxicity 2. * Value obtained from manufacturer's SDS. Unless otherwise specified data extracted from RTECS - Register of Toxic Effect of chemical Substances | |

| | |
|--------|--|
| DIURON | Note: Equivocal animal tumorigenic agent by RTECS criteria. NOTE: This substance may contain impurities (tetrachlorazobenzene and tetrachloroazoxybenzene). Maximum impurity levels are proscribed under various jurisdictions ADI: 0.006 mg/kg/day NOEL: 0.625 mg/kg/day No significant acute toxicological data identified in literature search. Diuron is absorbed readily through the gut and lungs, while uptake through the skin is more limited. It is slightly toxic to mammals but juveniles are more susceptible than adults. Exposure to sublethal doses of diuron causes formation of methaemoglobin, an abnormal form of the protein haemoglobin which carries oxygen in the blood. Diuron can decrease the number of red blood cells, increase the number of abnormally shaped red blood cells, and increase the number of white blood cells. Diuron may cause the spleen to be congested due to the increased demand to remove damaged red blood cells. Increases in liver size are also observed, and are indicative of the extra load placed on this organ, the body's major site of detoxification. Diuron can also cause eye and skin irritation. Diuron contains two significant impurities from the manufacturing process – 3,3',4,4'-tetrachlorobenzene (TCAB) and 3,3',4,4'-tetrachloroazoxybenzene (TCAOB), both of which are "dioxin-like" substances. Both TCAB and TCAOB cause chloracne, a serious skin disease. Cancer-causing potential: The US Environmental Protection Agency (EPA) has classified diuron as "known/likely" to cause cancer, based on animal studies which showed evidence of increasing the incidence of bladder and breast cancer. Mutation-causing potential: There is conflicting evidence on whether diuron causes mutations. Developmental toxicity: Animal testing showed that relatively high levels of diuron may cause delayed bone formation. Diuron has been listed in the USA as being toxic to development. Metabolites: The main breakdown product of diuron is 3,4-dichloroaniline (3,4-DCA). 3,4-DCA is considerably more toxic than diuron itself. 3,4-DCA should be regarded as being potentially able to sensitise the airways; its cancer-causing potential remains uncertain. |
| | |

| | | | |
|-----------------------------------|---|--------------------------|---|
| Acute Toxicity | ✓ | Carcinogenicity | ✓ |
| Skin Irritation/Corrosion | ✗ | Reproductivity | ✓ |
| Serious Eye Damage/Irritation | ✓ | STOT - Single Exposure | ✗ |
| Respiratory or Skin sensitisation | ✗ | STOT - Repeated Exposure | ✓ |
| Mutagenicity | ✗ | Aspiration Hazard | ✗ |

Legend: ✗ – Data either not available or does not fill the criteria for classification
✓ – Data available to make classification

SECTION 12 Ecological information

Toxicity

| | | | | | |
|----------------------|--|---------------------------|-------------------------------|---------------|---------------|
| OzCrop Diuron 900 WG | Endpoint | Test Duration (hr) | Species | Value | Source |
| | Not Available | Not Available | Not Available | Not Available | Not Available |
| diuron | Endpoint | Test Duration (hr) | Species | Value | Source |
| | BCF | 1008h | Fish | <2.9-14 | 7 |
| | EC50 | 72h | Algae or other aquatic plants | 0.004mg/L | 4 |
| | EC50 | 48h | Crustacea | 1-1.9mg/l | 4 |
| | LC50 | 96h | Fish | 0.53-0.96mg/l | 4 |
| | NOEC(ECx) | 2h | Algae or other aquatic plants | <0.001mg/L | 4 |
| | EC50 | 96h | Algae or other aquatic plants | 0.001mg/l | 4 |
| Legend: | Extracted from 1. IUCLID Toxicity Data 2. Europe ECHA Registered Substances - Ecotoxicological Information - Aquatic Toxicity 4. US EPA, Ecotox database - Aquatic Toxicity Data 5. ECETOC Aquatic Hazard Assessment Data 6. NITE (Japan) - Bioconcentration Data 7. METI (Japan) - Bioconcentration Data 8. Vendor Data | | | | |

Very toxic to aquatic organisms, may cause long-term adverse effects in the aquatic environment.

DO NOT discharge into sewer or waterways.

Persistence and degradability

| | | |
|-------------------|--------------------------------|-------------------------|
| Ingredient | Persistence: Water/Soil | Persistence: Air |
| diuron | HIGH | HIGH |

Bioaccumulative potential

Continued...

| Ingredient | Bioaccumulation |
|------------|-----------------|
| diuron | LOW (BCF = 14) |



Mobility in soil

| Ingredient | Mobility |
|------------|-----------------|
| diuron | LOW (KOC = 136) |

SECTION 13 Disposal considerations**Waste treatment methods**

| | |
|-------------------------------------|--|
| Product / Packaging disposal | <ul style="list-style-type: none"> ▶ Containers may still present a chemical hazard/ danger when empty. ▶ Return to supplier for reuse/ recycling if possible. Otherwise: <ul style="list-style-type: none"> ▶ If container can not be cleaned sufficiently well to ensure that residuals do not remain or if the container cannot be used to store the same product, then puncture containers, to prevent re-use, and bury at an authorised landfill. ▶ Where possible retain label warnings and SDS and observe all notices pertaining to the product. ▶ DO NOT allow wash water from cleaning or process equipment to enter drains. ▶ It may be necessary to collect all wash water for treatment before disposal. ▶ In all cases disposal to sewer may be subject to local laws and regulations and these should be considered first. ▶ Where in doubt contact the responsible authority. |
|-------------------------------------|--|

SECTION 14 Transport information**Labels Required**

| | |
|-------------------------|---|
| |  |
| Marine Pollutant |  |
| HAZCHEM | 2Z |

Land transport (ADG)

| | | |
|-------------------------------------|--|----------------------|
| UN number | 3077 | |
| UN proper shipping name | ENVIRONMENTALLY HAZARDOUS SUBSTANCE, SOLID, N.O.S. (contains diuron) | |
| Transport hazard class(es) | Class | 9 |
| | Subrisk | Not Applicable |
| Packing group | III | |
| Environmental hazard | Environmentally hazardous | |
| Special precautions for user | Special provisions | 274 331 335 375 AU01 |
| | Limited quantity | 5 kg |

Environmentally Hazardous Substances meeting the descriptions of UN 3077 or UN 3082

are not subject to this Code when transported by road or rail in;

(a) packagings;

(b) IBCs; or

(c) any other receptacle not exceeding 500 kg(L).

- Australian Special Provisions (SP AU01) - ADG Code 7th Ed.

Air transport (ICAO-IATA / DGR)

| | | |
|-------------------------------------|--|-------------------------|
| UN number | 3077 | |
| UN proper shipping name | Environmentally hazardous substance, solid, n.o.s. * (contains diuron) | |
| Transport hazard class(es) | ICAO/IATA Class | 9 |
| | ICAO / IATA Subrisk | Not Applicable |
| | ERG Code | 9L |
| Packing group | III | |
| Environmental hazard | Environmentally hazardous | |
| Special precautions for user | Special provisions | A97 A158 A179 A197 A215 |
| | Cargo Only Packing Instructions | 956 |
| | Cargo Only Maximum Qty / Pack | 400 kg |
| | Passenger and Cargo Packing Instructions | 956 |

| | |
|---|---------|
| Passenger and Cargo Maximum Qty / Pack | 400 kg |
| Passenger and Cargo Limited Quantity Packing Instructions | Y956 |
| Passenger and Cargo Limited Maximum Qty / Pack | 30 kg G |

Sea transport (IMDG-Code / GGVSee)

| | | |
|-------------------------------------|--|---------------------|
| UN number | 3077 | |
| UN proper shipping name | ENVIRONMENTALLY HAZARDOUS SUBSTANCE, SOLID, N.O.S. (contains diuron) | |
| Transport hazard class(es) | IMDG Class | 9 |
| | IMDG Subrisk | Not Applicable |
| Packing group | III | |
| Environmental hazard | Marine Pollutant | |
| Special precautions for user | EMS Number | F-A, S-F |
| | Special provisions | 274 335 966 967 969 |
| | Limited Quantities | 5 kg |

Transport in bulk according to Annex II of MARPOL and the IBC code

Not Applicable

Transport in bulk in accordance with MARPOL Annex V and the IMSBC Code

| Product name | Group |
|--------------|---------------|
| diuron | Not Available |

Transport in bulk in accordance with the ICG Code

| Product name | Ship Type |
|--------------|---------------|
| diuron | Not Available |

SECTION 15 Regulatory information

Safety, health and environmental regulations / legislation specific for the substance or mixture

diuron is found on the following regulatory lists

Australia Hazardous Chemical Information System (HCIS) - Hazardous Chemicals
Australian Inventory of Industrial Chemicals (AIIC)

Chemical Footprint Project - Chemicals of High Concern List
International WHO List of Proposed Occupational Exposure Limit (OEL) Values for Manufactured Nanomaterials (MNMS)

National Inventory Status

| National Inventory | Status |
|---|---|
| Australia - AIIC / Australia Non-Industrial Use | Yes |
| Canada - DSL | Yes |
| Canada - NDSL | No (diuron) |
| China - IECSC | Yes |
| Europe - EINEC / ELINCS / NLP | Yes |
| Japan - ENCS | Yes |
| Korea - KECI | Yes |
| New Zealand - NZIoC | Yes |
| Philippines - PICCS | Yes |
| USA - TSCA | Yes |
| Taiwan - TCSI | Yes |
| Mexico - INSQ | Yes |
| Vietnam - NCI | Yes |
| Russia - FBEPH | Yes |
| Legend: | Yes = All CAS declared ingredients are on the inventory No = One or more of the CAS listed ingredients are not on the inventory. These ingredients may be exempt or will require registration. |

SECTION 16 Other information

| | |
|----------------------|------------|
| Revision Date | 03/09/2020 |
| Initial Date | 19/07/2018 |

SDS Version Summary

| Version | Date of Update | Sections Updated |
|---------|----------------|--|
| 5.1 | 01/11/2019 | One-off system update. NOTE: This may or may not change the GHS classification |

| Version | Date of Update | Sections Updated |
|---------|----------------|---|
| 6.1 | 03/09/2020 | Classification change due to full database hazard calculation/update. |

Other information

Classification of the preparation and its individual components has drawn on official and authoritative sources as well as independent review by the Chemwatch Classification committee using available literature references.

The SDS is a Hazard Communication tool and should be used to assist in the Risk Assessment. Many factors determine whether the reported Hazards are Risks in the workplace or other settings. Risks may be determined by reference to Exposures Scenarios. Scale of use, frequency of use and current or available engineering controls must be considered.

Definitions and abbreviations

PC—TWA: Permissible Concentration-Time Weighted Average
 PC—STEL: Permissible Concentration-Short Term Exposure Limit
 IARC: International Agency for Research on Cancer
 ACGIH: American Conference of Governmental Industrial Hygienists
 STEL: Short Term Exposure Limit
 TEEL: Temporary Emergency Exposure Limit.
 IDLH: Immediately Dangerous to Life or Health Concentrations
 ES: Exposure Standard
 OSF: Odour Safety Factor
 NOAEL :No Observed Adverse Effect Level
 LOAEL: Lowest Observed Adverse Effect Level
 TLV: Threshold Limit Value
 LOD: Limit Of Detection
 OTV: Odour Threshold Value
 BCF: BioConcentration Factors
 BEI: Biological Exposure Index
 AIIC: Australian Inventory of Industrial Chemicals
 DSL: Domestic Substances List
 NDSL: Non-Domestic Substances List
 IECSC: Inventory of Existing Chemical Substance in China
 EINECS: European INventory of Existing Commercial chemical Substances
 ELINCS: European List of Notified Chemical Substances
 NLP: No-Longer Polymers
 ENCS: Existing and New Chemical Substances Inventory
 KECl: Korea Existing Chemicals Inventory
 NZIoC: New Zealand Inventory of Chemicals
 PICCS: Philippine Inventory of Chemicals and Chemical Substances
 TSCA: Toxic Substances Control Act
 TCSI: Taiwan Chemical Substance Inventory
 INSQ: Inventario Nacional de Sustancias Químicas
 NCI: National Chemical Inventory
 FBEPH: Russian Register of Potentially Hazardous Chemical and Biological Substances

This document is copyright.

Apart from any fair dealing for the purposes of private study, research, review or criticism, as permitted under the Copyright Act, no part may be reproduced by any process without written permission from CHEMWATCH.

TEL (+61 3) 9572 4700.